



# NORTHWEST CHIPPINGS

PO Box 6092  
Federal Way, WA 98063

2011 Issue  
March



## Chips From The Prez



Hi TO ALL WOOD-CARVERS,

Feb 's club meeting started with our pot-luck--very good as always.

I would like to thank *Jeff Iller* for giving us a very good in-site to the kinds of carvings that can be done with little work. He showed us easy ways to get a lot done in a small amount time .You can miss a lot by not coming to the meetings.

Show and Tell had a lot of items this month. Thanks to all that put items in for everybody to see and hear about. The raffle table had

good items as well, keep up your participation. Steering committee meeting will be back at the Sumner Library, 1<sup>st</sup> Friday of each month 6:30pm. Anyone who wants to help with the club internal going-ons, please come to this get-together.

I was glad to see some new and old club members coming back to join us at the meeting Friday. Your presence is greatly valued. I'm not sure about a program for March but come anyway and participate. Maybe we will be able to do some carving.

We now have a pass-

word to pull up the news letter on the internet. We did this because of costs and because we want it to be special just for the members. If you have any questions about getting this information contact Betty Miller.

Well, keep the chips flying,

Your President  
DALE GOEBEL



### NORTHWEST CARVERS

#### 2011 OFFICERS

President ~ Dale Goebel  
253.531.6863  
teawood54@comcast.net

Vice Pres ~ Loyd Case  
253.833.1401  
lcasesr@comcast.net

Secretary ~ Kay Lang  
253.952.2152

Treasurer ~ Vicky Rowe  
206.841.6238  
winkin1wa@hotmail.com

Show Chair ~ Bob Harkness  
253.833.4626  
c.l.harkness@att.net

Membership ~ Dottie Moody  
253.604.4875  
moodye@comcast.net

Librarian ~ Brian Hogan  
253.839.2923  
Bphogan1@aol.com

Newsletter ~ Betty Miller  
253.848.8495  
bzmillier@comcast.net

Historian ~ Dottie Moody  
253.604.4875  
moodye@comcast.net

Sunshine ~ Marylu Chico Tiglao

Hospitality ~ Richard LaPlante  
253.569.2140  
Bob Harkness  
253.833.4626  
c.l.harkness@att.net

Webmaster ~ Betty Miller  
253.848.8495  
webmaster@woodcarvers.org

#### Steering Committee Members

Evelyn Templar, John Templar, Richard Mazza, Larry Smart, Dave Thompson, Caryn Templar

Steering Committee meets 6:30  
1st Friday of each month  
at the Sumner Public Library

### Meredith Doll Wins Award



Meredith was the recipient of the Memorial Award "*Certificate of Merit*" for 2010 for her enthusiasm, carving potential and her eagerness to learn.

It's not too early to be considering which beginner carver (1 yr or less) you want to nominate for 2011. Give your written nomination to anyone on the steering committee for their December consideration.



## Internet News



A power carver in Victoria BC is wanting to buy a good used Gesswein, NSK, Freedom or Razertip micro motor and hand piece. At present he is using Dremel and Freedom tools. If you know of any of these used for sale, please contact Rick Gonder at [rick21142@shaw.ca](mailto:rick21142@shaw.ca).

Will Hayden sent this website and although it is not carving, these are beautiful paintings and there could be a lot of good carving research in studying the faces, the clothing, and the scenery. Also note the composition as I think a lot of carvers have trouble with that.

<http://www.alfredoartist.com/>

These are really nice caricature carvings. Be sure to look at each gallery even if you don't carve caricatures. Some really good ideas on color.

<http://iowacarver.tripod.com/index.html>

Visit the site of Ron Ramsey. I love every single one of his pieces. This goes to the galleries but be sure to read his bio too. He is a Lake Tahoe carver.

<http://www.carvedbyramsey.com/gallery.htm>

### STEERING COMMITTEE MEETING

Board members will meet back at the Sumner Library for the next steering-committee meeting at 6:30pm March 4.

### MEMBERS & PATCH COLLECTORS

For anyone interested we have an embroidered club patch available like the one on pg 1 of this newsletter. Size 3 inch circle, white & brown, brown lettering, green trim. Send \$5 plus a stamped, self-addressed envelope to:

NORTHWEST CARVERS ASSN.  
P.O. BOX 6092  
FEDERAL WAY, WA 98063-6092

## Some Area Carving Class Schedules

### Summit Library

5108 112th St E, Tacoma, WA  
253.536.6186

March 5 Sat. 12 to 4  
March 19 Sat 12 to 4  
April 9 Sat 12 to 4

### Kent Sr Activity Center

600 E. Smith St.  
Kent, WA 98030  
Every Wed. 9:30 to 11 am

### Sumner Senior Center

15506 62nd St E, Sumner, WA  
253-863-2910

Every Friday 12 to 4

### Puyallup Senior Center

212 W Pioneer, Puyallup, WA  
253-841-5555

Every Thursday 9 to 12

### Algona/Pacific Library

255 Ellingson Rd Pacific WA  
253-833-3554

February 28 5 to 8  
March 7 5 to 8  
March 21 5 to 8



*Delores Berg received the Jim Smith Award, a Best of Division & a Blue Ribbon at the show with her Otters. Sorry I missed that when the others were published. My apologies, Delores.*

## Newsletter

### Password

A thousand thank you's go to **Wally Rowe** for getting me out of trouble with the creation of a password for our internet newsletter. I hope the members of our club will be able to remember it and that you write it down when you are notified. It is active at this time and you should have been informed of the password by now. All other parts of the internet are still open to all. If we missed you (and you are a member) please call for the password.

253-848-8495

### Chip Chats Magazine Ad

Our free logo ad in the Chip Chats has so far netted us the sale of 6 patches. Hoorah!! (more by now)



## Minutes Meeting Feb. 11



Dale called us to the Potluck at 6 pm and then he called the meeting to order at 7 pm. Marlo and Dave Thompson brought their daughter and grandchildren to the meeting and Don (missed the name) and his wife were back.

Bob got 4 more self-addressed, stamped envelopes (with their \$5) asking us to send NW Carvers patches to Walla Walla, Kentucky, Indiana, and Illinois. He sent them right away while still at the Post Office.

Dottie Moody gave out the new 2011 NW Carvers membership books that she and Betty Miller put together. Thank you.

Dale got a newsletter from Kitsap Show. It will be in Bremerton on March 12-13. Also a notice that the Quilceda Show has changed the date of their show in Arlington to April 30 and May 1. Dale has other newsletters with dates of various shows.

Meredith Doll was at the meeting and Dale called her up to give her the Memorial Fund Certificate for test new beginning woodcarver with a one year membership included. Marlo Thompson's daughter will be starting to carve and she gave Meredith some balloons.

Bob Benson is going to donate a bunch of his carvings to the club. (Nice!)

Lloyd Case has flyers with the local area carving dates and places to carve. It was suggested that kids under 12 bring soap to carve as sometimes hand-eye coordination is not that great.

The new password for Internet Access to our newsletter was passed out to the members and Betty Miller explained how it works.

Richard LaPlante showed us his ribbon he received at the Longview Show for his Warrior carving.

Brian Hogan said he and his wife went through all the books in the Library and put them in order and asked us to be sure to put books in the box when returning them so he can keep them in order. Jim Gillespie said he has magazines to donate.

We need to nominate a Featured Artist for this year's show so think about "who" for the next meeting.

**Program:** Jeff Iller was featured artist tonight. He does Hobo Art, Chains, Tools, Commissions, and just about everything else. He grew up in a cabinet shop and started with simple chains. He had lots of chains with him in all kinds of wood many lengths, many styles—made of one piece of wood or able to take apart. He showed one of poplar that can slide together and take apart. Another looked like a spine. He started with squares and balls in a cage. He also makes pliers and scissors out of one piece of wood. He had a pair of scissors only 1/8 inch thick. He showed us a cage with 1 ball, two cages inside each other with 1 ball, three cages inside each other with 3 balls inside. He makes his patterns for the chains, then mails the pattern to himself to verify that he was the first to make it. He leaves the envelope sealed in case he needs it for verification later. He talked about spiral lengths and how to make a chain from them. He carved a street sign for the City of Shelton, carves trucks, relief, chip carvings, sign making, mobile art, commission work and teaches classes every Thursday night with an 8 year old up to a lady in her nineties. He carves almost everywhere he's at. He likes teak, walnut, mahogany and if he wants red wood, he gets it—if he wants green he finds it. One of his chains has 25 different kinds of wood.



**Bob Benson donated his dolphins to the club. Thanks Bob. We'll have to decide how to use them.**

Sometimes he puts individual links in oil for about 20 minutes and then slides them together. They don't come apart when they dry. For some chains he makes individual links for practice before making the chain. Lots of his links begin with a pattern like the bent nails chain he showed us. He logs all of his carvings in a book. It was a very interesting program.

**Raffle:** Bob Harkness brought lots of wood donated.

**Show & Tell:** 8 people participating. **Bob Benson** donated 4 Dolphins to the club as he's cleaning out storage (he had won a prize on them) and said that next time he would bring a Parrot. **Bob Harkness** showed his Spoon made out of a stick and the Bowl Base he made for it to sit in which all looks like a Native American Goose, (cute), a little Santa, and a North American Widgeon Hen painted with Burnt

Cont. on pg 4

## Minutes Cont. from pg.3

Umber. He is going to enter it in the Kitsap Show (Quack, quack). **Jim Collins** carved a Snake Walking Stick out of a pick-axe handle with a little Snake in it's mouth (forming the handle) of Hickory. He wood burned the Snakes' scales and made the eyes from Tagua nut. He also brought a Native American picture that he wood burned. His woodburning is beautiful. He's still thinking of how to carve a frame, maybe with feathers. **Ken Davis** brought 3 birds; a Black Capped Chickadee, an Oregon Junco, and a White Crowned Sparrow all of Tupelo mounted on wood carved rocks with moss of sawdust. **Richard Mazza** has been working with a piece of New Zealand Pine that had been cooked (literally) as part of a Flute he is starting. He also carved a Seattle Sounders Gnome, not yet finished, for his son, a Feather fetish of Pipe Stone and a Turtle fetish of Maple that will be on the flute when it's finished. He also brought the wood burned boxes for them. **Dale Goebel** brought a Crane made of Walnut, Oak, Maple, and Cherry. It was designed by Dale. He finished it 2 days before the last show. The crane is holding a block of wood in the air and it sure looked real. **Richard LaPlante** showed us his first relief he carved in 1977 of Sugar Pine. On the back he has the back of a Readers Digest from 1970 that was his pattern. It was finished with liquid floor wax and still looks great. He showed us a carving he is working on for the Puyallup Valley Fuchsia Society. It is a relief with many fuchsias that will be raffled off for a scholarship. He already has 30 hrs in it. Lots of detail, so still lots to do. He is supposed to have it done on March 1<sup>st</sup>. He also showed a Meerkat carved from a pattern Bob gave him and he donated a cut-out of the Meerkat to the raffle. When I had looked at the table before the raffle, that's what I wanted if they drew my numbers and they did. **Dottie Moody** then showed us two of four Hound Dogs she is carving, one complete and two more at home of Basswood. She carved 265 Christmas ornaments last year for her tree at home. Go Dottie!

Richard Mazza talked about the Fred Oldfield Western Heritage Center in downtown Puyallup where he had carved on Saturday the 5<sup>th</sup>. The Center will be having their 1<sup>st</sup> Annual Juried Art Show & Sale at the Puyallup Fairgrounds April 2<sup>nd</sup> through the 30<sup>th</sup>. All are welcome to enter their artwork but it must be for sale. If you need a copy of the details and entry you can call Bob Harkness.

We have no program planned for next month. Loyd hopes to have Jim Ploegman but it isn't firm yet.

FINANCIAL REPORT: Vicky gave us the financial report: Previous balance: \$ \_\_\_\_\_, Expenses: paper supplies \$62.30, postage \$8.80, Income: mail order sale of patches \$30.00, Edward Jones Account: \$ \_\_\_\_\_, Main Account: \$ \_\_\_\_\_, Small Account \$117.13, Balance: \$ \_\_\_\_\_. (All figures read and available at mtgs)

So nice to see lots of members, lots of Show & Tell entries and the Raffle again. Thanks to all.....

Dale announced meeting closed at 9:05 pm.

Kay Lang, Secretary



## Show Volunteers

*It's not too early to sign up for a position of honor for the Show & Sale 2011. All positions are still open. No experience needed.*  
**Be A Star**

*It is terribly hard on the show chairman (Bob) if volunteers are only "MAYBE". It ends up with too few volunteers and too much work for the few that are there and by the time the show is over they are all ill. Please volunteer to help. If something comes up later and you can't make it, it's OK, as long as you let the committee know. It's a Show for the Members and the Carvers so please participate fully.*

**Thanks**

## LIBRARY NEWS

**Brian Hogan & his wife have catalogued all of the library books and placed them in order of their subject. A list will be posted in the library and it is also on our website. The list is color-coded. Please observe Brian's new plan for check-out and return and please return the books to the space you removed them from when browsing the library.**

**Pipestone National Monument**

In southwestern Minnesota there is a town named Pipestone and adjacent to it is the Pipestone National Monument where thousands of tourists visit each year. It is only a 300 acre park and mostly open prairie but it is loaded with history. One of our members received some pipestone that he has carved so it is interesting to learn more about it; where it's found, what it's used for, and who can quarry for it. It is not open for anyone other than a member of a Native American Tribe and they must have a permit. At present there are over 100 tribe members on a waiting list for a permit to quarry. Native Americans have always placed a high religious significance on the pipestone and even today it is used for religious items and many traditional spiritual leaders oppose the selling of any pipestone items. Although some of these items are found dispersed all over

the world, these same Natives say it got there by trading, not by selling.

It seems strange to me but the pipestone is quarried on the open prairie where you can find over 50 quarries. Instead of digging deep into a hill, from pictures it looks like these quarries are open on the flat land. The pipestone is found under a layer of quartzite. The quarries vary in size--some only a few feet square. When trying to get to the pipestone, the quartzite must be broken up. It's very hard and usually one looks for a crack to work on, cracking it to enlarge it and then using wedges, hammers, etc to break it up. The spiritual aspect of the pipestone is that it is the blood of the Native American ancestors so the area is said to be very sacred.

There are other religious ceremonies at the park every year. There are two Sundance Ceremonies, one of the

year's most important spiritual events, there are sweat lodge ceremonies and also some fasting observances. Native Americans carve and sell pipes and other items at the Visitor's Center, probably much to the distaste of their spiritual leaders. And then you must walk past a rock formation known as The Oracle. The stones form a face. Legend says if you're very quiet The Oracle will speak to you - about life and about the history of this piece of earth.

I was not able to get any permissions on this so you can get more information on this pipestone and view some good images at:

<http://minnesota.publicradio.org/display/web/2009/09/25/pipestone>

Despite what I just wrote you can find some pipestone for sale by putting pipestone in the search box at:

<http://www.black-bear-haversack.com/>



**REMINDER**

Dale would like to remind everyone to bring a carving **OLD, NEW, or IN-PROGRESS** for Show & Tell. We learn so much from others work, especially about the finish. Who would think liquid floor wax such as used years ago by Richard LaPlante would be a successful finish. Feb. had a good response. Let's keep carving and sharing.



**Our Potlucks every meeting are great. Come join us and leave the restaurants behind!**

**PROGRAM**

**BY JEFF ILLER**


You missed a good program if you weren't at the last meeting. Jeff had chains coming out his ears. Chains like you've never seen before. If there is any type of a metal chain made, Jeff has probably figured out how to carve it and to carve it quickly. Speed is the thing for him!






# Show & Tell 2-11

by James Collins



by Richard LaPlante

by Bob Harkness



by Richard Mazza



by Bob Harkness



by Richard LaPlante



by Dale Goebel


by Richard LaPlante



by Ken Davis



by Bob Harkness



by Richard Mazza



See Descriptions in the Minutes.

by James Collins




by Ken Davis



by Dottie Moody



## Pattern For The Month



**Free Pattern from My Chip Carving**  
**Adjust pattern to fit your trivet**  
**Trivet – Interlocking Circles Pattern**

For your personal use only, not for resale

[http://www.mychipcarving.com/Chip\\_Carving/Store/household.htm](http://www.mychipcarving.com/Chip_Carving/Store/household.htm)

[www.MyChipCarving.com](http://www.MyChipCarving.com)



**Cascade Carvers Supply** Woodcarving Tools  
Supplies  
& Books  
Toll-Free: 1-800-828-5576

**Ron & Linda Lunde**

2008 Fruitland, Kennewick, WA 99337

Carving Tools & Knives: Diobsud Forge, Flexcut Power Carvers: NSK, Ram,  
Foredom Airbrushes: Badger, Paasche Colwood Woodburners & Tips: Ty-  
phoon Burs and Bits

<http://www.cascadecarvers.com> 1.800.828.5576 (orders only please)

Office: 509.585.7787 (for questions and answers)



**Gil & Bonnie Drake**

128<sup>th</sup> St NE, Arlington, WA 98223

Handmade carving tools, carving supplies, & accessories

<http://drakeknives.com/index.htm>

[GILBERTLDRAKE@aol.com](mailto:GILBERTLDRAKE@aol.com)

360.659.6778

**Summer**  
**Wood Worker Store**

**John Schmit**

908 Cherry Ave. Sumner, WA 98390

Tues – Sat 10 am – 5:30 pm 253.891.9413

**THE BARK GUY ~ COTTONWOOD BARK**

**Art Olver**

568 Valentine Ave SE, Pacific, WA 98047

Excellent quality Award Winning bark

For Pricing Call 253.804.3488

**DECORATIVE BIRD CARVER**

**Larry Martin**

5716 Timberlane Dr. NW, Gig Harbor, WA 98335

Lessons Available, Commissions Accepted

253.851.9478

**BEAVER LAKE WOODWORKS**

**Joe McConnell**

1919 E Beaver Lake Dr SE, Sammamish, WA 98075

NW Native Style Woodcarving, Classes & Commissions

<http://beaverlakewoodworks.org> 425.391.0661

[beaverlakewoodworks@comcast.net](mailto:beaverlakewoodworks@comcast.net)

**JOHN TEMPLAR WOODCARVING & ARCHERY**

**John Templar**

Rochester, WA 98579

Woodcarvings Fish Decoys

Private Instruction, Group Activity, Introductory  
Classes in both woodcarving & archery with instructor  
certification & coaching in archery

360.273.0977



**WOODCRAFT**  
Helping You Make Wood Work<sup>®</sup>

**Ronald R. Hall, Pres**

5963 Corson Ave S

Seattle, WA 98108

Store Hours: M., T., W., & F 9 am - 7 pm

Thurs 9 am - 9 pm, Sat 9 am - 6 pm

From I-5 take Exit 162 (Corson Avenue/Michigan St)

From the base of the exit ramp, Woodcraft is on your right, in the  
strip mall before the traffic light

[woodcraft307@eschelon.com](mailto:woodcraft307@eschelon.com)

206.767.6394 Fax 206.767.8034

**SUPPORT THESE SPONSORS**

## Coming Events

Feb 26-27	<b>Artistry in Wood Show</b> at the Holiday Inn Convention Center 3300 Vista Ave, Boise, Idaho. Contact Doug Rose 208.387.0492 <a href="mailto:rose-boise@yahoo.com">rose-boise@yahoo.com</a>
Mar 12-13	<b>Kitsap County Woodcarvers 25th Annual Juried Show &amp; Sale</b> , West Side Improvement Center, 4109 W E St, Bremerton, WA Contact Mark Campbell 360.536.6155 <a href="http://sites.google.com/site/kitsapcarvers/home">http://sites.google.com/site/kitsapcarvers/home</a>
Mar 19	<b>Umpqua Carvers 13th Annual Show</b> at the Sutherlin Senior Center, 202 E Central Avenue. Free admission. More info: Luella Bennett 541-679-1173 or Roland Stewart 551-459-5833. Hours 10-4. Noontime entertainment by a Barbershop Quartet.
Mar 19-20	<b>Tri-Cities Woodcarvers 17th Annual "Artistry in Wood" Juried Show &amp; Sale</b> . Registration Mar 18 4-8 pm, Tri-Tech Skills Center, Kellogg at Metaline, Kennewick WA 99336 Contact Bob Gough 509.628.1493 or <a href="mailto:bag@pocketinet.com">bag@pocketinet.com</a>
Mar 26-27	<b>Southcoast Woodcarvers 20th Annual Show &amp; Sale</b> at the North Bend Community Center, 2222 Broadway, North Bend, OR Free adm., demos, raffles, supplies, Contact Rick Miller 541.260.5328, 541.756.7068 or <a href="mailto:Lori.miller@charter.net">Lori.miller@charter.net</a>
Apr 2-3	<b>Capitol Carvers Annual Show</b> , 50+ Center, 2617 Portland Road NE, Salem, OR Featured Carver George Goetzelman. Contact Bill Grater, 3826 Hulsey, Salem, OR Members of Capitol Carvers only
Apr 30-May 1	<b>Quilceda 26th Annual "Artistry in Wood" Show</b> at Arlington Hall, 20722 67th Ave NE Arlington, WA 98223 Contact Don Miller PO Box 1846, Marysville, WA 98271
May 7	<b>Central Fraser Valley Woodcarvers 23rd Annual "Art of the Carver"</b> at Heritage Park in Chilliwack, BC. Featured Carver will be Dennis Moor of Chipping Away. Contact Larry Armour 604.756.0306 <a href="mailto:postmaster@centralfraservalleywoodcarvers.com">postmaster@centralfraservalleywoodcarvers.com</a>
Jun 4-5	<b>Pacific Brant Carving &amp; Art Show</b> ( <u>New Location, New Name</u> ) at Student Union Bldg. at the University of Victoria, Victoria, BC (formerly Brant Festival Woodcarving Competition in Parksville BC)
Jun 9-12	<b>Tri-Cities Woodcarvers 14th Annual Rendezvous</b> , Ben Franklin Fairgrounds, Kennewick, WA 99336 Contact Ivan Brown 509.628.3516 <a href="mailto:ilcfb@msn.com">ilcfb@msn.com</a> or Bob Gough 509.628.1493 <a href="mailto:bag@pocketinet.com">bag@pocketinet.com</a>
July 29-30-31	<b>Quilceda Carvers 11th Annual Spit 'n' Whittle</b> , Friday Creek Campground, Burlington, WA. Reservations & fees for camping must be in by May 30, so call Gil & Bonnie Drake. Contact Gil or Bonnie GILBERTLDRAKE@aol.com
Nov 12-13	<b>Northwest Carvers Assn. 31st Annual Show &amp; Sale</b> at Western Washington Fairgrounds, 9th S.W. Puyallup, WA. in the Restaurant Bldg. (Red Gate) Contact Bob Harkness 253.833.4626 or <a href="mailto:c.l.harkness@att.net">c.l.harkness@att.net</a>



**Northwest Carvers Association**

PO Box 6092

Federal Way, WA 98063-6092

[www.woodcarvers.org](http://www.woodcarvers.org)

### MEETING LOCATION:

Lakeland Community Center

4016 South 352<sup>nd</sup> Street

Federal Way, WA

### DIRECTIONS TO CENTER:

From I-5 take Hwy 18 EAST to Weyerhaeuser Way S. exit. Go RIGHT on Weyerhaeuser Way S. and take the first LEFT onto S. 4<sup>th</sup> Way. It turns into 344<sup>th</sup> St. Take the first RIGHT onto 38<sup>th</sup> Ave. S; it winds through a residential area and becomes 37<sup>th</sup> Ave S. Turn LEFT onto 352<sup>nd</sup> St. Lakeland Community Center is on the LEFT (North) side of the street where the road dips down.

From Military Road S. go WEST on 352<sup>nd</sup> St. Lakeland Community Center is on the RIGHT (North) side of the road. NOTE: You cannot exit from Hwy 28 onto Military Rd S.

### GENERAL MEETING

2<sup>nd</sup> Friday of each month at the Lakeland Community Center

Doors open at 5:30 pm for set-up, open carving, visiting, showing off, or looking for library items. Potlucks are at 6:00 pm. 7:00 pm meeting is called to order.

### STEERING MEETING

1<sup>st</sup> Friday of every month at 6:30 pm at the Sumner Public Library at 1116 Fryer Ave., Sumner, WA

**VISITORS & GUESTS WELCOME**

*Chippings*

www.woodcarvers.org



*Northwest Carvers Assn.*

*PO Box 6092*

*Federal Way, WA 98063-6092*



***Next Meeting  
March 11 Potluck 6pm***